

- 1) Students must use the link on Bromcom to take them to the 'log in' page for the Carousel Quiz. To log in, students simply need to enter their first and last names. After they do, they will see what is shown below – the quiz title, their class, and the 'Take Quiz' button. Students need to click 'Take Quiz'

WWI QUIZ 6

QUIZ BY MC
CLASS: 9NHI2 JHT

TAKE QUIZ

- 2) Students will then see the following – for History, we do not allow the 'revision' feature, so students need to click 'Yes, I'm ready' to access the quiz.


The screenshot shows a confirmation dialog for the WWI Quiz 6. At the top, the title 'WWI QUIZ 6' is displayed in large black font, followed by 'QUIZ BY MC' and 'CLASS: 9NHI2 IHT' in smaller black font. Below this, a light blue box contains the question 'Take the quiz?' in black text. Underneath the question, a message reads: 'You are about to take the quiz. Once you have started it you cannot quit and restart. Are you sure you are ready to take the quiz?'. At the bottom of the dialog, there are two buttons: 'NO, I'LL REVISE MORE' on the left and 'YES, I'M READY' on the right, both in white text on a blue background.


3) Once students are in the quiz, this is what each question looks like. Students need to work through all the questions. They can see how far through the quiz they are from the bar at the top.


PROGRESS


16% COMPLETED


QUESTION 3 OF 12

Which country supported Slavic independence in the Balkans? 

France 

Germany 

Russia 

Britain 

NEXT

- 4) Once students have finished answering all the questions, they enter the 'marking' phase of the quiz. Many students have been exiting the quiz here, thinking they are done, however they are not and they must continue. The reason for this is so that they work through the questions they got incorrect (if they did) and can remind themselves of the correct answer (which will help when they retake the quiz, as they have 2 attempts to get ideally a minimum of 80%). If students got the question correct they will see what is shown below, and they simply need to quick 'next'. If they got the question incorrect, the quiz will show them the correct answer, after which they click 'next'.

PROGRESS

0% COMPLETED

QUESTION 1 OF 12

Who was Valentine Joe Strudwick, mentioned in recruitment campaigns?



YOUR ANSWER

One of the youngest soldiers killed at age 15



CORRECT ANSWER

One of the youngest soldiers killed at age 15



Brilliant!



You picked the right answer!



NEXT

- 5) Once students have worked through the 'marking' phase, and are on the final question, they will see the 'summary' button. They must click this.

PROGRESS



91% COMPLETED

QUESTION 12 OF 12

What was one reason for instability in the Balkans?



YOUR ANSWER

Nationalist movements and ethnic tensions



CORRECT ANSWER

Nationalist movements and ethnic tensions



Brilliant!



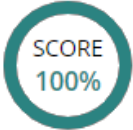
You picked the right answer!



PREVIOUS

SUMMARY

6) Below is what the summary page looks like. **The most important thing here, is the 'Submit' button. Only once this is clicked will Carousel inform their teacher that they have completed the quiz.**





SCORE
100%



12 CORRECT
0 INCORRECT

SUBMIT



QUESTION 1 OF 12

Who was Valentine Joe Strudwick, mentioned in recruitment campaigns?  



QUESTION 2 OF 12

Why did many men enlist to fight in the war?  

QUESTION 3 OF 12

Which country supported Slavic independence in the Balkans?  

QUESTION 4 OF 12

What was the Alliance System?  

- 7) After they have clicked this, they will see what is shown below. As mentioned earlier, we would ideally like students to be achieving 80%, so here is where they can choose to retake the quiz if they would like to. Alternatively, they may now close the browser.

WWI QUIZ 6

QUIZ BY MC

CLASS: 9NHI2 JHT

SEE YOUR
RESULTS

RETAKE